



Mercedes-Benz Citaro O530x FL - EN

On this document, you will find all the necessary information.

[Introduction](#)

[Repaints](#)

[Features](#)

[Urban/Interurban front - Fonction 1](#)

[Hubcaps - Fonction 2](#)

[Wheel nut covers - Fonction 3](#)

[Rain - Fonction 4 and 5](#)

[Flat front face - Fonction 6](#)

[Right mirror - Fonction 7](#)

[Changelog](#)

[v1.0](#)

[Credits](#)

Introduction

Named Citaro, this model was produced from 1997 to 2011. In 2006, it received a facelift (known as Facelift models) with new engines. The bus is available in a short version (10 m) and a standard version (12 m).

In 2010, Mercedes-Benz produced a special series of 15 Citaro buses measuring 13 meters for the Star network in Rennes, recognizable by their extended wheelbase.

The Citaro Facelift also exists in an interurban version called the Citaro Ü. It is also offered in interurban versions Citaro FL LE and FL LE Ü.

In May 2011, Mercedes presented the new Citaro, named the Citaro C2. The production of the Citaro FL continued until 2013.

Engines: OM457hLA (2-door, 3-door, Ü FL), OM906hLA (2-door, 3-door, Ü FL), OM926LA (3-door), OM447hLAG (CNG versions)



Join our Discord server : <https://discord.gg/9Y3Nnt4wX6>



Are you a designer? Looking for more content? Take a look at our community page: <https://community.agoprojects.fr/public/>

Repaints

The white textures are available in the "Templates" folder. The `.txt` file for the templates is available in the namesake folder.

Here is the explanation of some templates:



Stickers.png

- 1: Colour of 'Stop requested' button
- 2: Door release
- 3: Transparent area for door release




Illustration photo, valid for all templates

- 1: Do not touch
- 2: Front destination sign, normal face
- 3: Roof element
- 4: Colored element under the Mercedes-Benz logo at the front of the vehicle
- 5: Fuel tank cap
- 6: Emergency valves

Features

This vehicle contains several customization features.

By default: Button not activated

Activated: Button corresponding to the number activated

Urban/Interurban front - Function 1



By default



Activated

Hubcaps - Fonction 2



By default



Activated

Wheel nut covers - Function 3




By default




Activated

Rain - Function 4 and 5

Two windows on the destination displays can be removed when it's raining, using button '2' for the left-hand destination display and button '3' for the right-hand destination display.



By default



Activated

Flat front face - Function 6



By default



Activated

Right mirror - Fonction 7



By default



Activated

Changelog

v1.0

- Initial release

Credits

- 3D model - Vehicle : Turbosquid (Bought for Ago'Projects by Nunekas Rodrigues)
- 3D model - Interior, dashboard : Alterr
- 3D model - Wheel nut covers : TheFmrr

- Modifications : Showtc, LTC91
- Sounds : KRcd
- Textures : Showtc, LTC91, Alterr
- Repaints : LTC91, KRcd, Showtc, Stevenson
- Betas testers : Theo_TC95, soby.tc

The content is under the license written on the corresponding content page on the website agoprojects.fr.

| Ago'Projects - Mercedes-Benz Citaro O530x FL